



MEMORY GAME CARDS

Have an adult help you cut out the cards along the dashed lines.
DO NOT CUT SOLID GRAY LINES. After all the cards are cut out,
fold along the gray lines and secure with tape or non-toxic glue.



To Play: Place the cards character side down and mix them up. Turn over two cards at a time to see if they match. If they don't, turn the cards face down again. Take turns turning over cards using your memory to recall where a matching card may be found. The person who matches the most pairs wins!



IN THEATERS JUNE 21



MEMORY GAME CARDS


Have an adult help you cut out the cards along the dashed lines. **DO NOT CUT SOLID GRAY LINES.** After all the cards are cut out, fold along the gray lines and secure with tape or non-toxic glue.



To Play: Place the cards character side down and mix them up. Turn over two cards at a time to see if they match. If they don't, turn the cards face down again. Take turns turning over cards using your memory to recall where a matching card may be found. The person who matches the most pairs wins!



IN THEATERS JUNE 21




MEMORY GAME CARDS

Have an adult help you cut out the cards along the dashed lines. **DO NOT CUT SOLID GRAY LINES.** After all the cards are cut out, fold along the gray lines and secure with tape or non-toxic glue.



To Play: Place the cards character side down and mix them up. Turn over two cards at a time to see if they match. If they don't, turn the cards face down again. Take turns turning over cards using your memory to recall where a matching card may be found. The person who matches the most pairs wins!




IN THEATERS JUNE 21




MEMORY GAME CARDS

Have an adult help you cut out the cards along the dashed lines. **DO NOT CUT SOLID GRAY LINES.** After all the cards are cut out, fold along the gray lines and secure with tape or non-toxic glue.



To Play: Place the cards character side down and mix them up. Turn over two cards at a time to see if they match. If they don't, turn the cards face down again. Take turns turning over cards using your memory to recall where a matching card may be found. The person who matches the most pairs wins!




IN THEATERS JUNE 21




MEMORY GAME CARDS

Have an adult help you cut out the cards along the dashed lines.
DO NOT CUT SOLID GRAY LINES. After all the cards are cut out,
fold along the gray lines and secure with tape or non-toxic glue.




To Play: Place the cards character side down and mix them up. Turn over two cards at a time to see if they match. If they don't, turn the cards face down again. Take turns turning over cards using your memory to recall where a matching card may be found. The person who matches the most pairs wins!



IN THEATERS JUNE 21

Disney · PIXAR

TOY STORY 4



IN THEATERS JUNE 21

Disney · PIXAR


TOY STORY 4



IN THEATERS JUNE 21

Disney · PIXAR

TOY STORY 4



IN THEATERS JUNE 21



ROAD TRIPS CAN BE FUN, EXCITING ADVENTURES -
AND SO CAN YOUR SNACKS!

ROAD TRIP SNACK MIX

CRAN-POP CABOOM!



HOW TO MAKE IT


1. Combine the following ingredients into a mixing bowl:
 - 1 cup **POPCORN**
 - 1/3 cup **PEANUTS**
 - 1/4 cup **DRIED CRANBERRIES**
 - 2 TB **CHOCOLATE NONPAREILS**
2. Mix is all up very well
3. Pour into 12 oz. paper cup
4. Put a lid on it to keep fresh



IN THEATERS JUNE 21

Disney · PIXAR

TOY STORY 4



IN THEATERS JUNE 21



ROAD TRIPS CAN BE FUN, EXCITING ADVENTURES -
AND SO CAN YOUR SNACKS!

ROAD TRIP SNACK MIX

BILLY, GOAT & GRUFF GRUB



HOW TO MAKE IT

1. Combine the following ingredients into a mixing bowl:
 - 1/4 cup **OAT O'S CEREAL**
 - 1/4 cup **DRIED STRAWBERRIES**
 - 1/4 cup **BANANA CHIPS**
 - 1/4 cup **SUNFLOWER SEEDS**
 - 1/4 cup **DRIED ORANGES**
 - 1/4 cup **MINI BEAR BISCUITS**
2. Mix it all up very well
3. Pour into 12 oz. paper cup
4. Put a lid on it to keep fresh



IN THEATERS JUNE 21

Disney · PIXAR

TOY STORY 4



IN THEATERS JUNE 21

Disney · PIXAR



TOY STORY 4



IN THEATERS JUNE 21

Disney · PIXAR

TOY STORY 4



IN THEATERS JUNE 21

Disney · PIXAR


TOY STORY 4



IN THEATERS JUNE 21

Disney · PIXAR


TOY STORY 4



IN THEATERS JUNE 21

Disney · PIXAR

TOY STORY 4



IN THEATERS JUNE 21



ROAD TRIP BINGO!

HOW TO PLAY:

1) Print out each bingo page and make sure to bring some markers or pencils in the car. 2) Each person gets a different bingo page. 3) While on the road look around you to find the different objects on your bingo card. 4) When you find a match, cross it off your card. 5) The first person to find five items in a row (vertically, horizontally or diagonally) calls out "BINGO" to WIN!



PLAYER 1

POLICE CAR 				TOW TRUCK
BLUE CAR 		KEEP RIGHT 		
	SPEED LIMIT 65 	 SEMI TRUCK		
	BLACK CONVERTIBLE 			REST AREA
RED TRUCK 				

IN THEATERS JUNE 21

©2019 Disney/Pixar



ROAD TRIP BINGO!



HOW TO PLAY:

- 1) Print out each bingo page and make sure to bring some markers or pencils in the car.
- 2) Each person gets a different bingo page.
- 3) While on the road look around you to find the different objects on your bingo card.
- 4) When you find a match, cross it off your card.
- 5) The first person to find five items in a row (vertically, horizontally or diagonally) calls out "BINGO" to WIN!

PLAYER 2



IN THEATERS JUNE 21

©2019 Disney/Pixar




ROAD TRIP BINGO!



HOW TO PLAY:

1) Print out each bingo page and make sure to bring some markers or pencils in the car. 2) Each person gets a different bingo page. 3) While on the road look around you to find the different objects on your bingo card. 4) When you find a match, cross it off your card. 5) The first person to find five items in a row (vertically, horizontally or diagonally) calls out "BINGO" to WIN!

PLAYER 3



IN THEATERS JUNE 21

©2019 Disney/Pixar



ROAD TRIP BINGO!



HOW TO PLAY:

1) Print out each bingo page and make sure to bring some mark or pencils in the car. 2) Each person gets a different bingo pa 3) While on the road look around you to find the different obje on your bingo card. 4) When you find a match, cross it off y card. 5) The first person to find five items in a row (vertically, horizontally or diagonally) calls out "BINGO" to WIN!

PLAYER 4



IN THEATERS JUNE 21

©2019 Disney/Pixar


Disney · PIXAR

TOY STORY 4

**BO PEEP HAS
LOST HER SHEEP!**
HELP HER GET THROUGH
THE MAZE TO FIND THEM.



START HERE



IN THEATERS JUNE 21

©2019 Disney/Pixar

Disney · PIXAR

TOY STORY 4



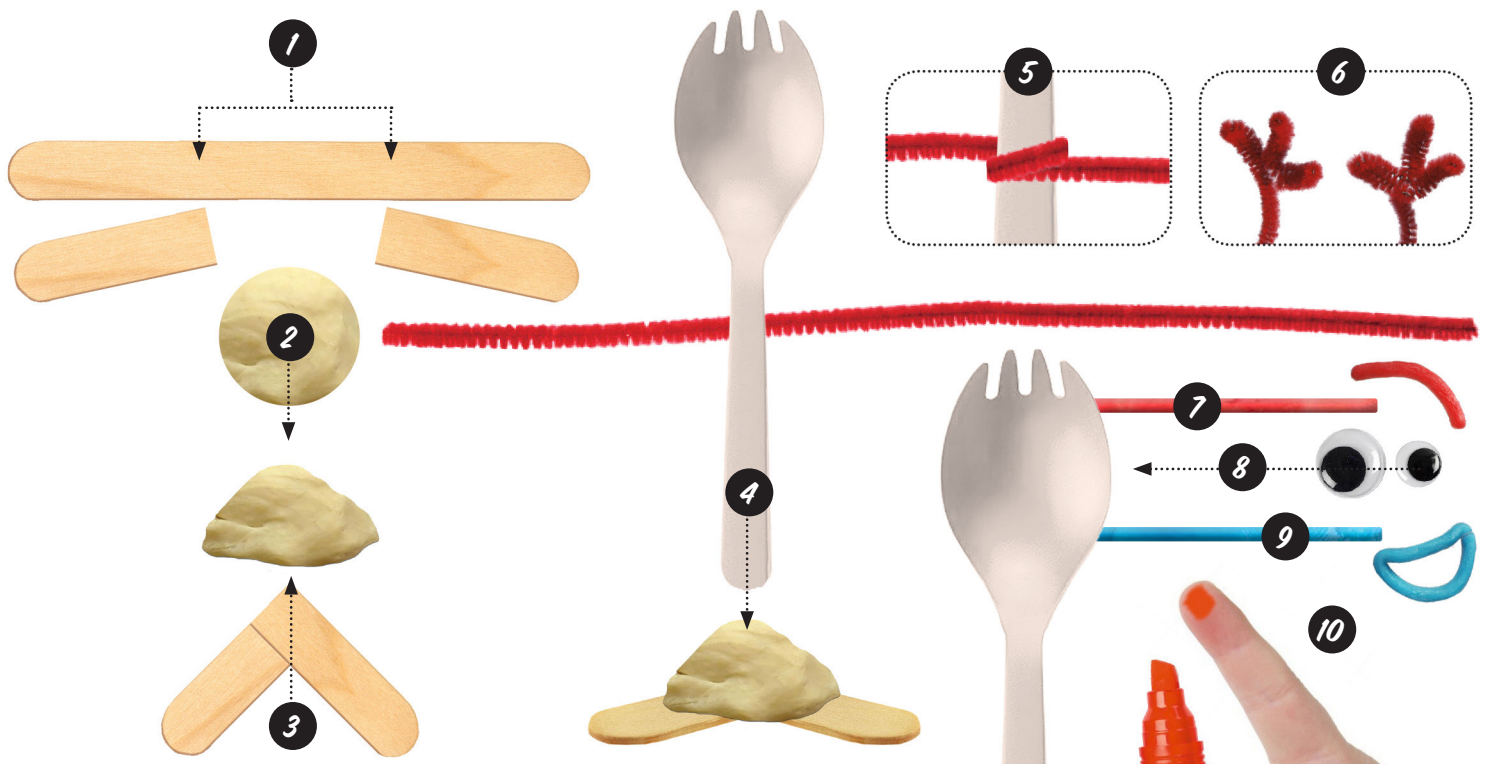
HOW TO MAKE YOUR VERY OWN FORKY!

YOU WILL NEED:

- | | |
|-----------------------------|------------------------------|
| 1 Red Pipe Cleaner | 2 Sticky Wax Sticks |
| 1 Popsicle Stick | 1 blue / 1 red |
| 1 Modeling Clay | 1 Red Marker |
| 1 Spork | Scissors |
| (try your school cafeteria) | 1 Rainbow Sticker (optional) |
| 2 Googly Eyes | |
| Glitter Glue | |

INSTRUCTIONS

1. Cut 2 inch lengths off each end of your popsicle stick. 2. Take a chunk of clay and shape it in a quarter size mound, as shown. 3. Stick your two flat stick ends into the bottom of your clay mound. 4. Place your fork down into the top of the clay mound. 5. Twist your pipe cleaner evenly around the middle of the spork handle, as shown. 6. Shape the ends of your pipe cleaner into 3 fingered hands, like Forky's. 7. Make your red sticky wax stick into the shape of Forky's eyebrow and stick it into place. 8. Glue googly eyes to your spork, like in the picture. 9. Form your blue sticky wax stick into the shape of Forky's mouth and stick it in place below the eyes. 10. Apply some red marker onto your finger and smudge on Forky's rosy cheeks. 11. Place your rainbow sticker onto Forky's left popsicle stick foot.



IN THEATERS JUNE 21

Disney · PIXAR

TOY STORY 4

WHO SAID THAT?

CONNECT THE CHARACTERS TO THEIR OWN WORDS

HINT: Includes quotes from the latest Toy Story 4 movie trailers and from past Toy Story movies.



ALIENS




WOODY



REX



HAMM



MR. POTATO HEAD

1

"REACH FOR THE SKY!"

2

"TO INFINITY AND BEYOND!"

3

"YEE-HAW!"

4

"MY PARTS ARE KILLING ME."

5

"COME ON. LET'S SEE HOW MUCH WE'RE GOING FOR ON EBAY."

6

"THE PANIC IS ATTACKING ME!"

7

"YOU HAVE SAVED OUR LIVES. WE ARE ETERNALLY GRATEFUL."

8

"KIDS LOSE THEIR TOYS EVERY DAY."

9

"WHY DO I HAVE TO BE A TOY?"

10

"IF YOU THINK YOU CAN TAKE OUR TOP PRIZE SPOTS, YOU'RE WRONG!"



BO PEEP



DUCKY & BUNNY



BUZZ



JESSIE



FORKY

IN THEATERS JUNE 21

ANSWERS: 1-Woody 2-Buzz 3-Jessie 4-Mr. Potato Head 5-Hamm 6-Rex 7-Aliens 8-Bo Peep 9-Forky 10-Bunny

©2019 Disney/Pixar