



Color & Say

Velars

fun printable coloring sheets to practice

/k/ & /g/



©LyndaSLP123

Color & Say

Instructions: Student rolls die (or spins a spinner). Student finds a picture with that number. Student says picture, correctly pronouncing target sound. (Student can say picture however many times stated by SLP.) After student says picture, the student colors it.

Additional ways to use these pages:

- A) SLP/teacher says a number. Student finds one picture with that number. Student says picture then correctly pronouncing target sound. Student colors picture.
- B) Student rolls die (spins spinner) then says all words with that number. Student colors those pictures while other student takes a turn.
- C) Have 2 students working on the same target sound? Print one sheet. Each student picks a different color crayon/colored pencil. First student rolls die (spins spinner), finds one picture with that number, says picture, correctly pronouncing target sound, then colors picture. Next student takes his turn. If at any time, a number is rolled but there are no pictures available to color, student practices a word but does not color any picture. When all pictures are colored, student with the most pictures colored is the winner.
- D) Give each student their own sheet. Repeat game play stated in C.
- E) Send home as homework. Use enclosed homework slips to attach to the sheet.

SPEECH HOMEWORK

DATE: _____

Parent calls out a number from 1-6. (If you have a 6-sided die or a spinner, you can use that instead of calling out a number.)

Student: Find picture with that number. Say that word _____ times.
You may color when you are finished saying all of your words.

Remember to use your good _____ sound.

Helper/Parent sign here:

Due: _____

SPEECH HOMEWORK

DATE: _____

Parent calls out a number from 1-6. (If you have a 6-sided die or a spinner, you can use that instead of calling out a number.)

Student: Find picture with that number. Say that word _____ times.
You may color when you are finished saying all of your words.

Remember to use your good _____ sound.

Helper/Parent sign here:

Due: _____

SPEECH HOMEWORK

DATE: _____

Parent calls out a number from 1-6. (If you have a 6-sided die or a spinner, you can use that instead of calling out a number.)

Student: Find picture with that number. Say that word _____ times.
You may color when you are finished saying all of your words.

Remember to use your good _____ sound.

Helper/Parent sign here:

Due: _____

Color & Say: Initial /k/ - easy

key

1

6

comb

4

cup

cape

2

cop

5

cave

cow

1

Cam

5

3

cap

Kip

2

cub

3

cob

6

coo

4

coffee

6

Kim

3

cow

2

car

6

key

1

core




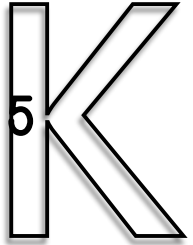

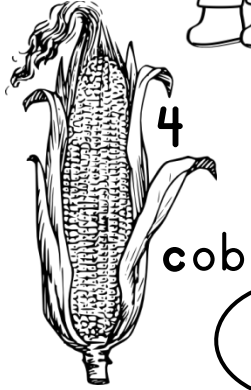




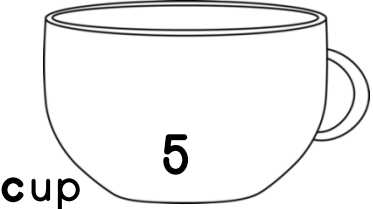
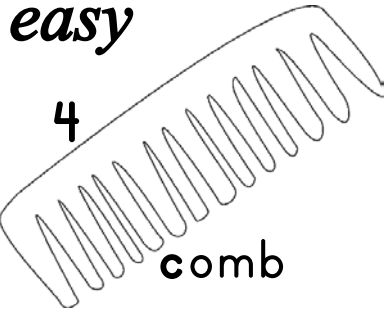
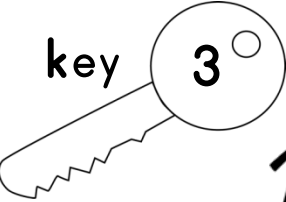
5

K

4

2

Color & Say: Initial /k/ - easy



Color & Say: Initial /k/



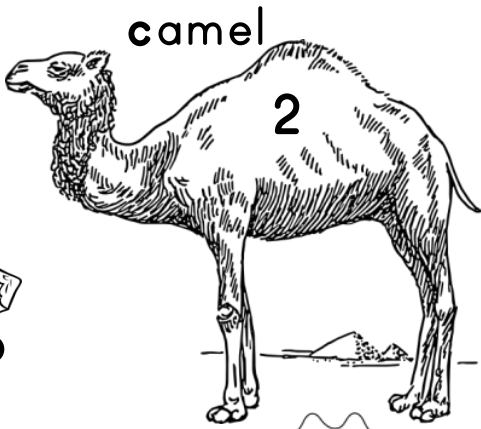
cabin



koala




campfire




camel



carry




couch



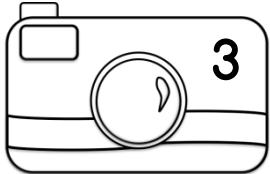
curve




cowboy



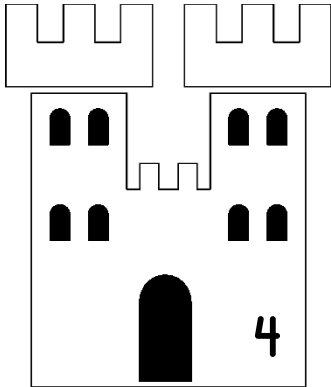
cannon



camera



caboose



castle



cobra



catch




call



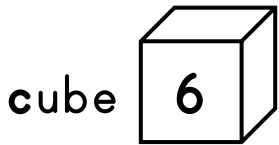
king




Karen



Kenny




cube



canoe


Color & Say: Initial /k/



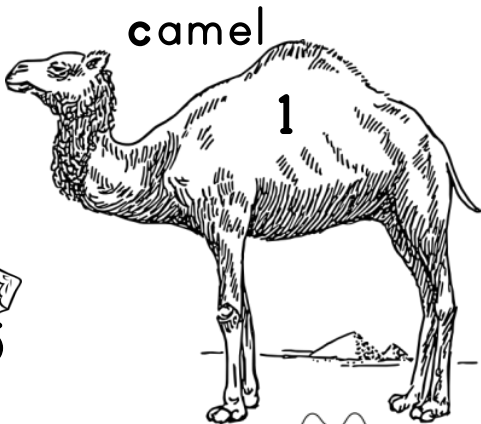
cabin



koala




campfire




camel




carry



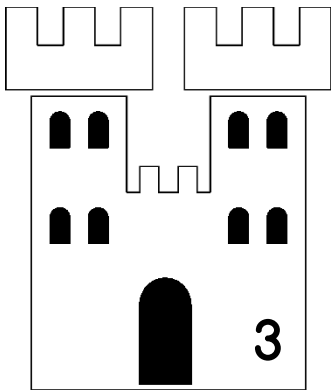
couch



curve




caboose



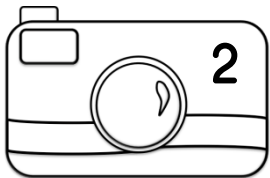
castle



cowboy



cannon



camera



catch




call



king



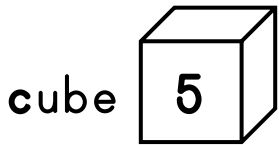
Karen




Kenny



cobra

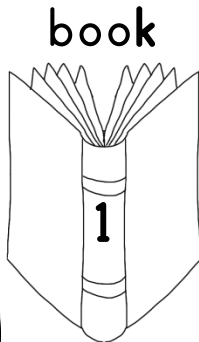



cube



canoe


Color & Say: Final /k/ - easy




beak



wink



weak








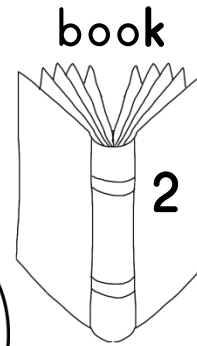


pack



eeek!



Color & Say: Final /k/ - easy



Color & Say: Medial /k/

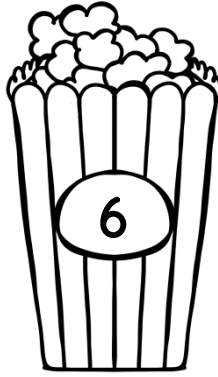


monkey



wacky

popcorn



Mikey

pocket




hockey



jacket



bacon




pumpkin



hanky




walking



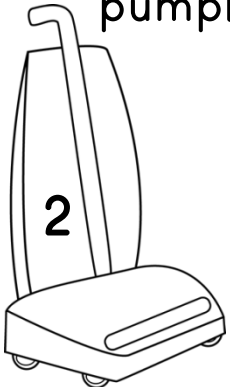
rocket



Viking



chicken




vacuum



soccer



napkin



pickup



raccoon



baker


Color & Say: Medial /k/



monkey




wacky



popcorn



Mikey



pocket




hockey



jacket



bacon



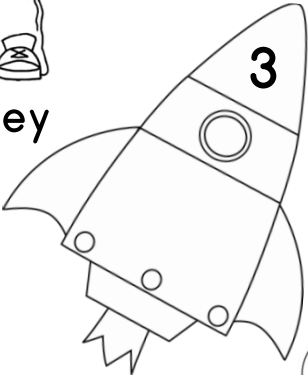
pumpkin



hanky




walking



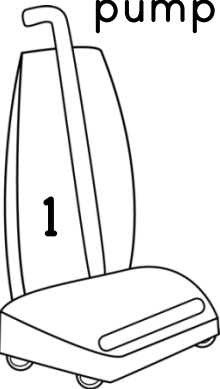
rocket



Viking




chicken



vacuum



soccer



pickup



napkin

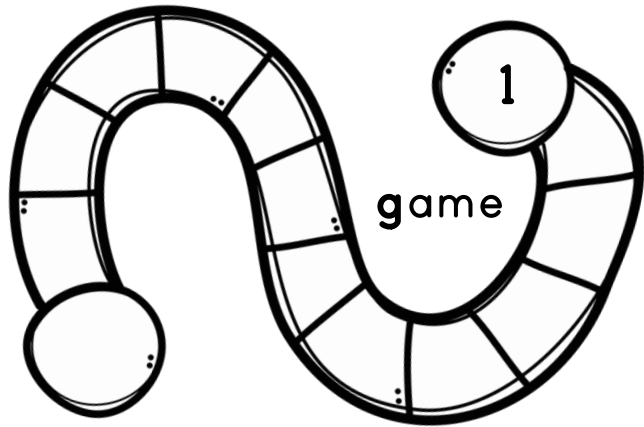


raccoon



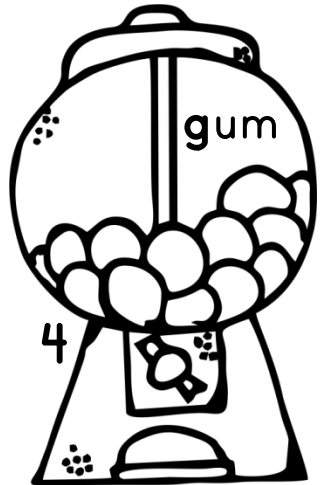

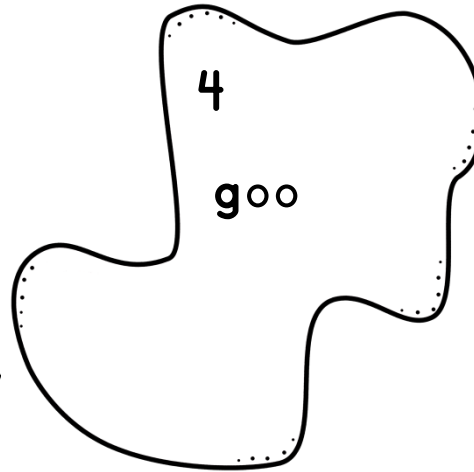


baker

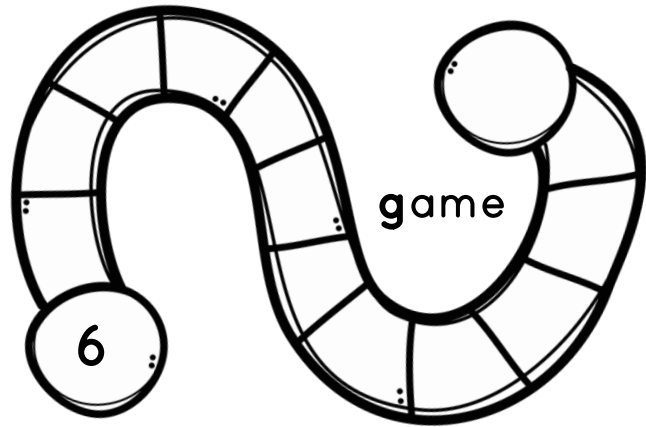
Color & Say: Initial /g/ - easy



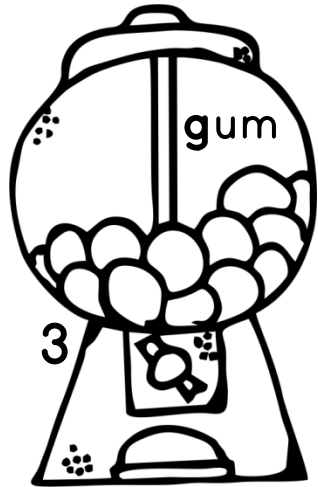



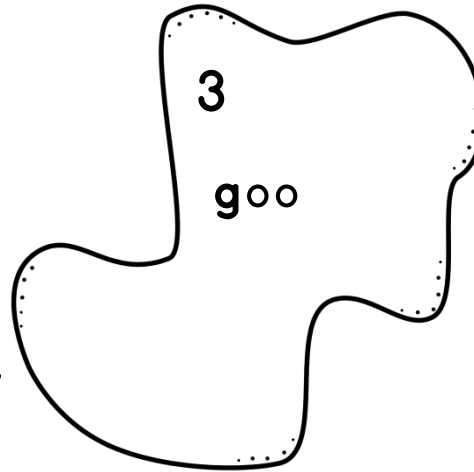
Gabby



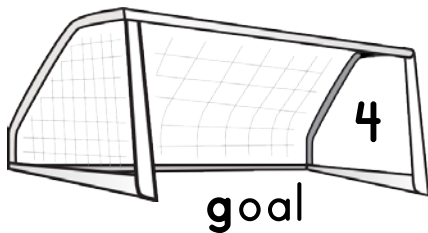
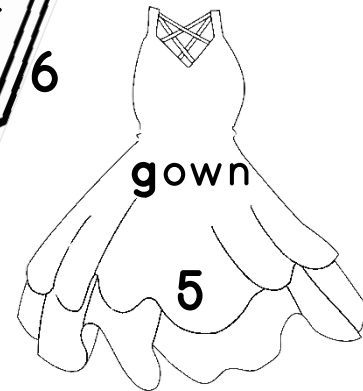






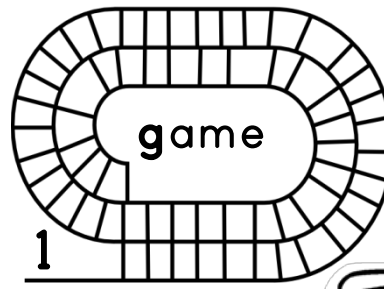
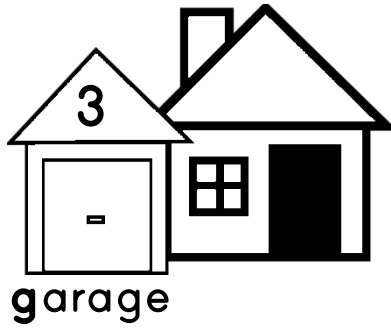
Color & Say: Initial /g/ - easy





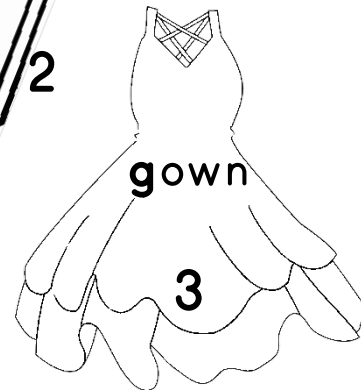






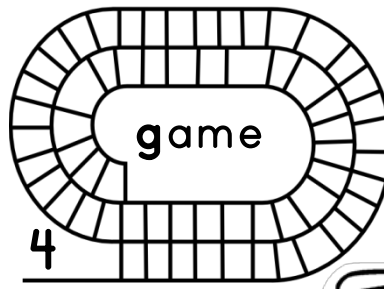
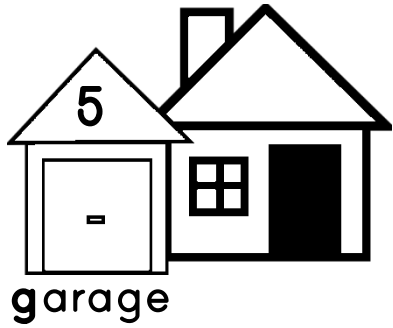
Gabby



Color & Say: Initial /g/



Color & Say: Initial /g/

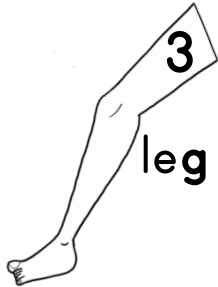


Color & Say: Final /g/


bug



leg



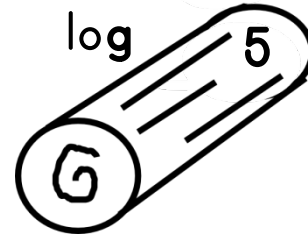
frog




hag



log




6

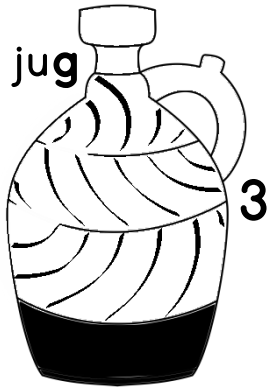


pig

rug



jug



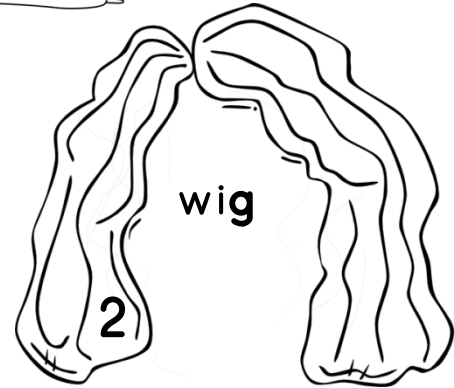
mug




bag




wig



hug



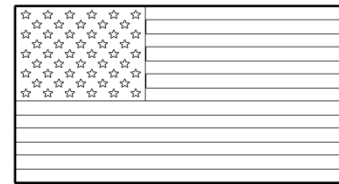
hog



plug



flag




6

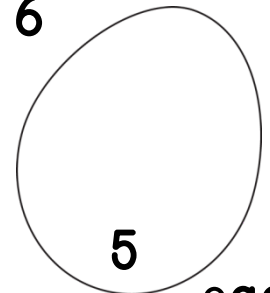
wag



fog



5



egg

Meg



6

bag

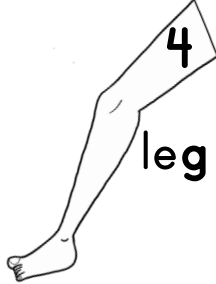


Color & Say: Final /g/


bug



leg



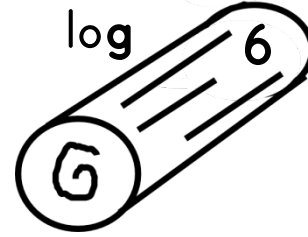
frog




hag



log




1

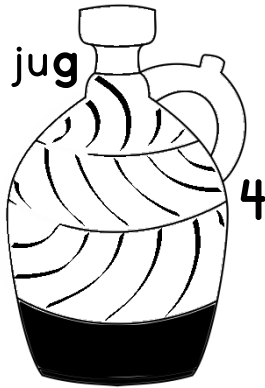


pig

rug



jug



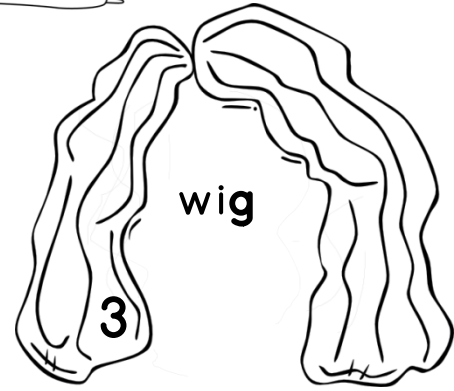
mug




bag



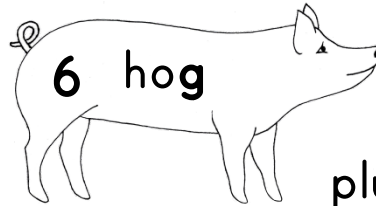
wig




hug



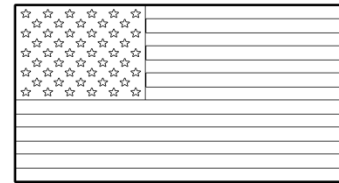
hog



plug



flag



wag

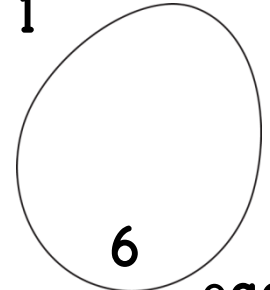


fog

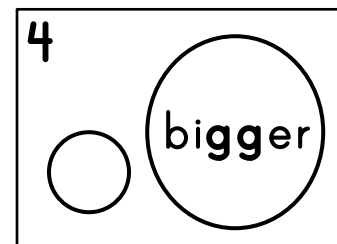
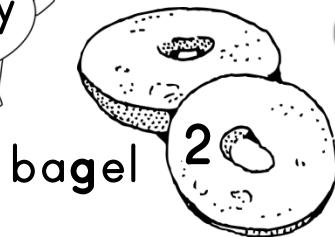




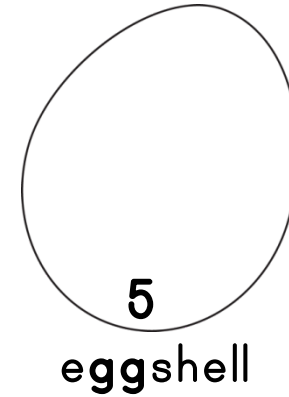






6

egg



Color & Say: Medial /g/



Color & Say: Medial /g/



Megan

cougar




foggy

3



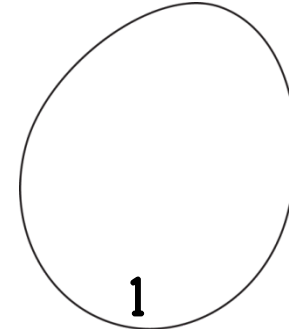
5

luggage




bugle

juggle



eggshell



piggy

3

wagging



1

fingers




6



eagle


4

burger




6

sea gull



4

bagel



4



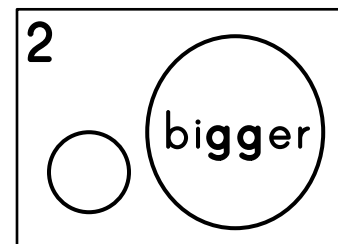
jogging

5



hugging

3



2


bigger

wagon




1

Color & Say: Words containing (/k/ or /g/) and (/t/ or /d/)

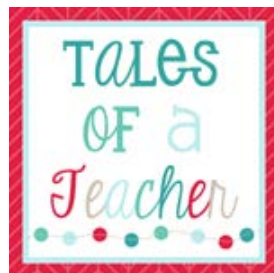



Color & Say: Words containing (/k/ or /g/) and (/t/ or /d/)






HUGE THANK YOU to the following graphic artists for their clip art!



firstgradeatoz.blogspot.com
www.mycutegraphics.com
www.clker.com
©Victoria Budusky
www.microsoft.com



<http://www.teacherspayteachers.com/Store/Zip-a-dee-doo-dah-Designs>

<http://www.teacherspayteachers.com/Store/Fun-Classroom-Creations>
<http://www.teacherspayteachers.com/Store/Ninjawoman-Clip-Art-Studio>
<https://www.teacherspayteachers.com/Store/Worksheetjunkie>
<https://www.teacherspayteachers.com/Store/Lita-Lita>
<https://www.teacherspayteachers.com/Store/Hugs-Designs>



Thank you for buying my product. Please leave me feedback. I love to hear how you and your students enjoy using my products.

Terms of Use

- All rights to this product are reserved to the author and remain the intellectual property of the author, Lynda J. Whittington, M.A., CCC-SLP.
- Download of this item entitles the user to print and reproduce the pages in limited quantities for classroom use only. Duplication for others or commercial use is strictly prohibited without written consent from the author, Lynda J. Whittington.
- Copying any part of this product and placing it on the internet in any form without the author's consent (even a personal or classroom website) is forbidden and is a violation of the Digital Millennium Copyright Act (DMCA). These items will be located by Google and traced back to the publishing site.
- It is acceptable to take photos of you or your students using this product for your blog or website as long as you credit the author and provide a link to one of my sites listed below. Thank you for respecting these terms.

Questions, concerns and comments can be submitted to lyndaslp123@gmail.com

Feel free to follow me via my TPT store or on Facebook for fun speech therapy activities:

www.facebook.com/Lyndaslp123

<http://www.teacherspayteachers.com/Store/Lyndaslp123>

blog: <http://saywhatwithlyndaslp123.blogspot.com/>

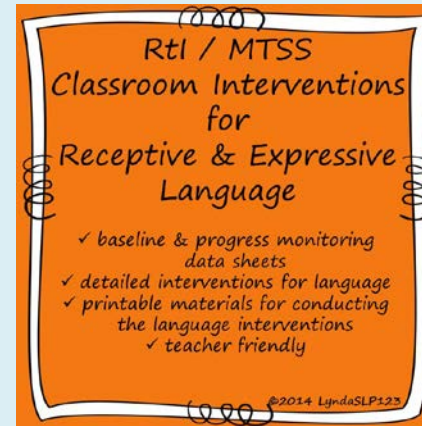
Click on picture to check out some of my other products on TPT:



fun, kid-approved open-ended game



app companion



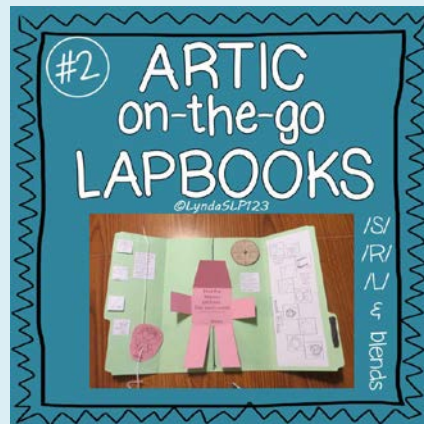
interventions for RtI



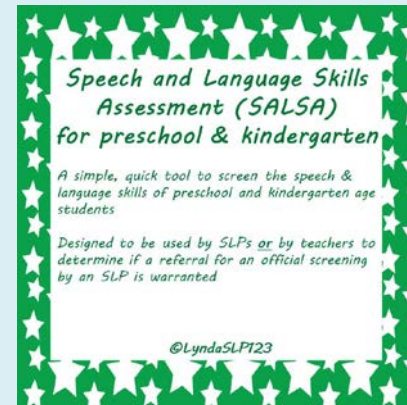
early developing sounds



book companion



articulation skills



informal PreK-K screener for speech & language



articulation skills